



lumini Solucoes em Iluminacao LTDA
www.lumini.com.br
Email:laboratorio@lumini.com.br
Tel:+55 11 3437-5555 Fax:+55 11 3437-5555
Address:Rua Ferreira Viana, 716 - Socorro - São Paulo/SP

lumini

LumCAT:

Luminaire: darklight 17 c serie 2 fm

LampCAT: modulo led 6W 30K irc 90

Ballast type: led driver 700mA

Report No:

Voltage(V): 127.0400

Test No:

Current(A): 0.1040

Number of Lamps: 1

Power (W): 7.5770

Lamp flux(lm): 730.0

PF: 0.5740

Length(mm): 160

Width(mm): 25

Phm Type: C

Height(mm): 0

Photometric Results

Lumens(lm): 637.25, Efficiency(%): 87.29% , Luminous Efficacy(lm/W): 84.10

Central intensity(cd): 1904.424, Maximum intensity(cd): 1904.424

Angle of maximum intensity: C=0.0 γ =0.0

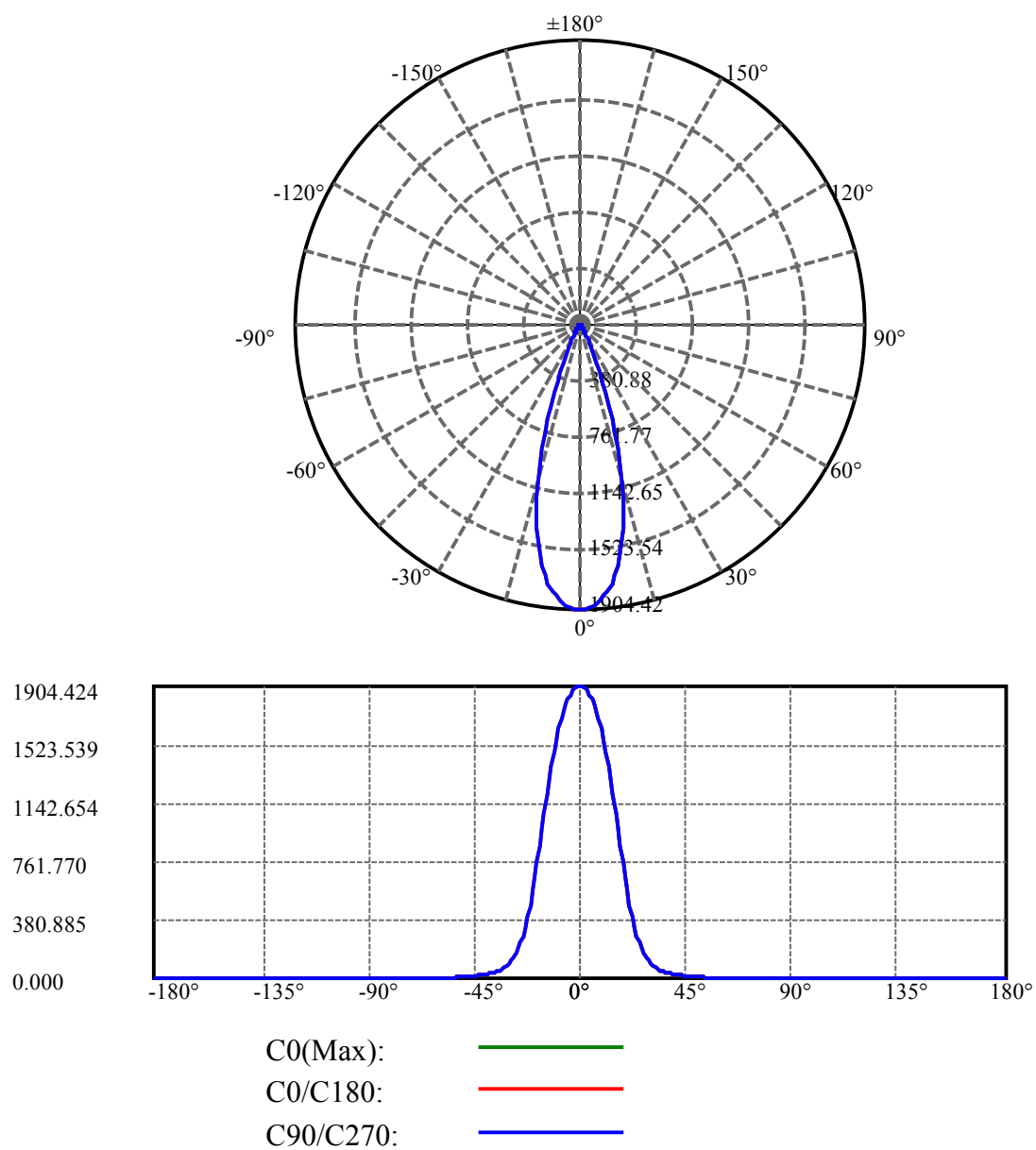
Beam angle of C0 plane : 32.43

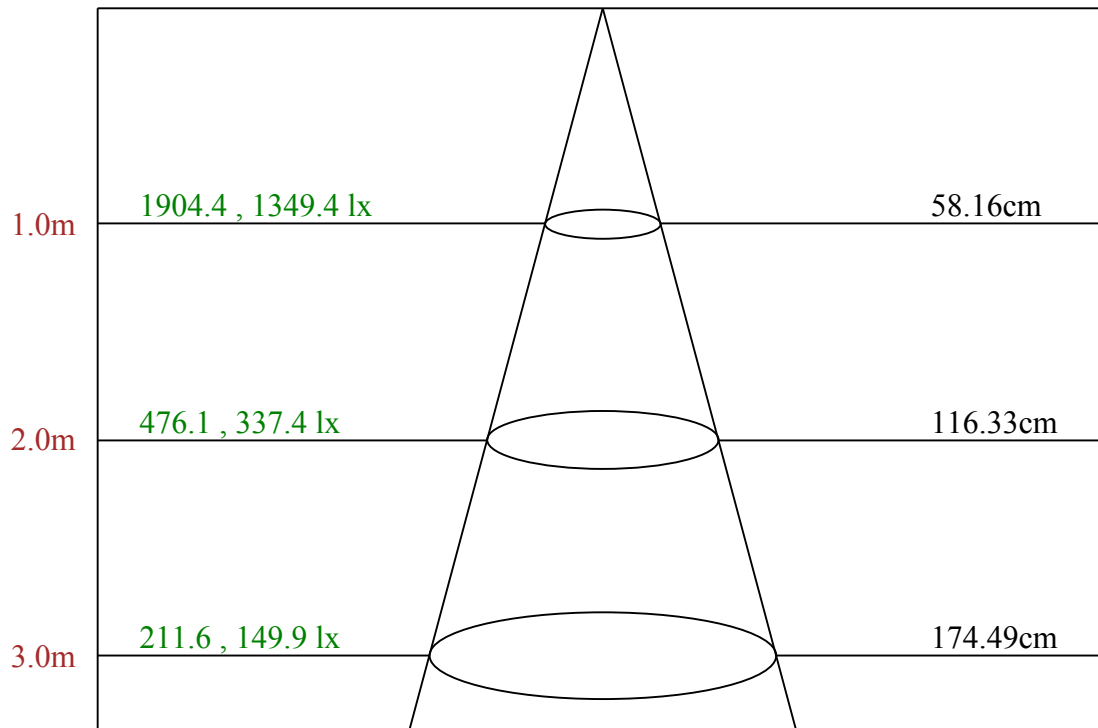
Aveage BeamAngle(IEC 61341):32.43

Equipment: equipamento lumini
Temperature(°C): 26.3

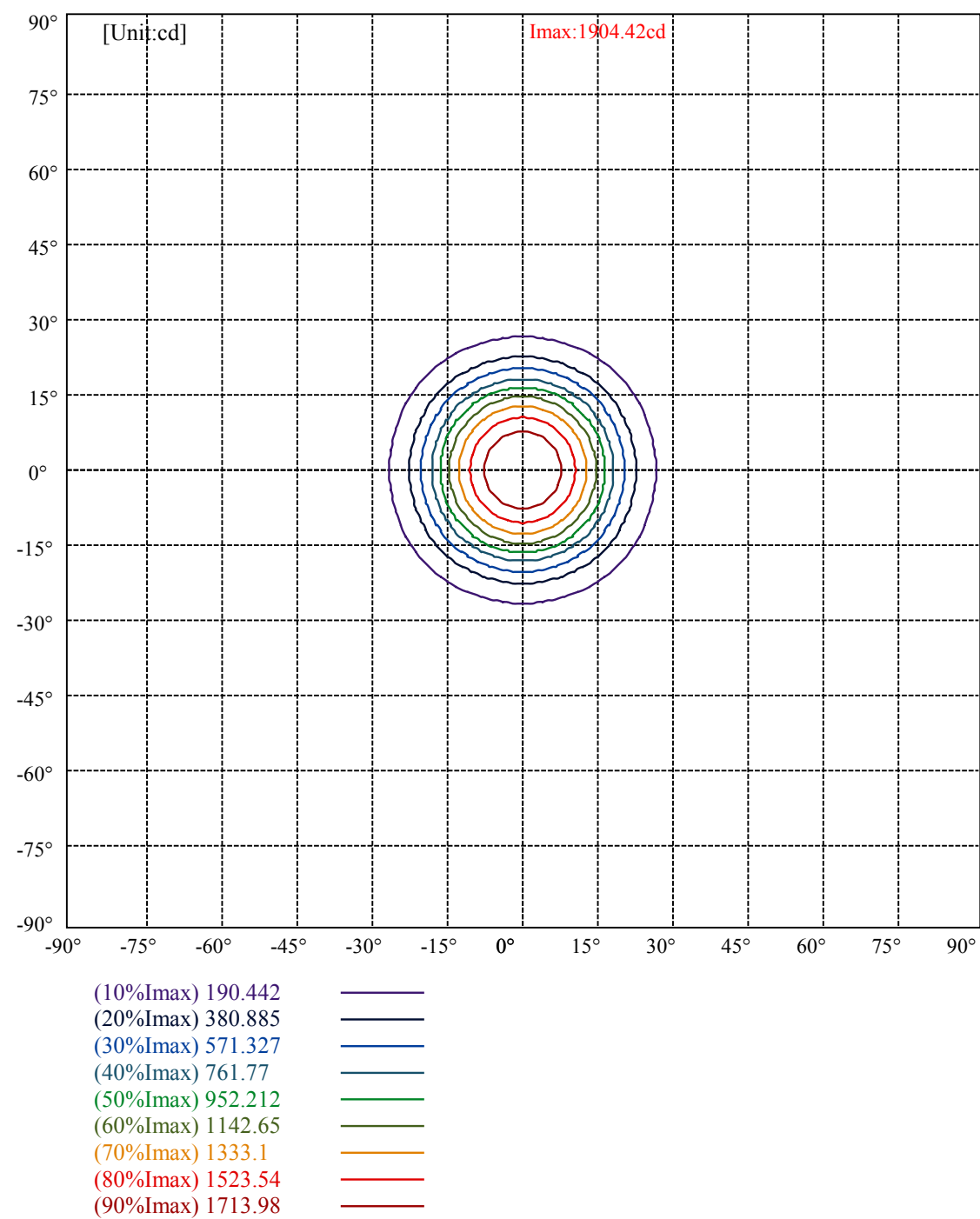
Date: 12/02/2025
Humidity(%): 57.0%

Operator: 01
Distance(m): 6.90





Max , Ave Beam angle of C0 plane 32.43



lumini

Luminance Limiting Curve(no luminous side)

Appendix Page: 5 Total:5

Luminance Table

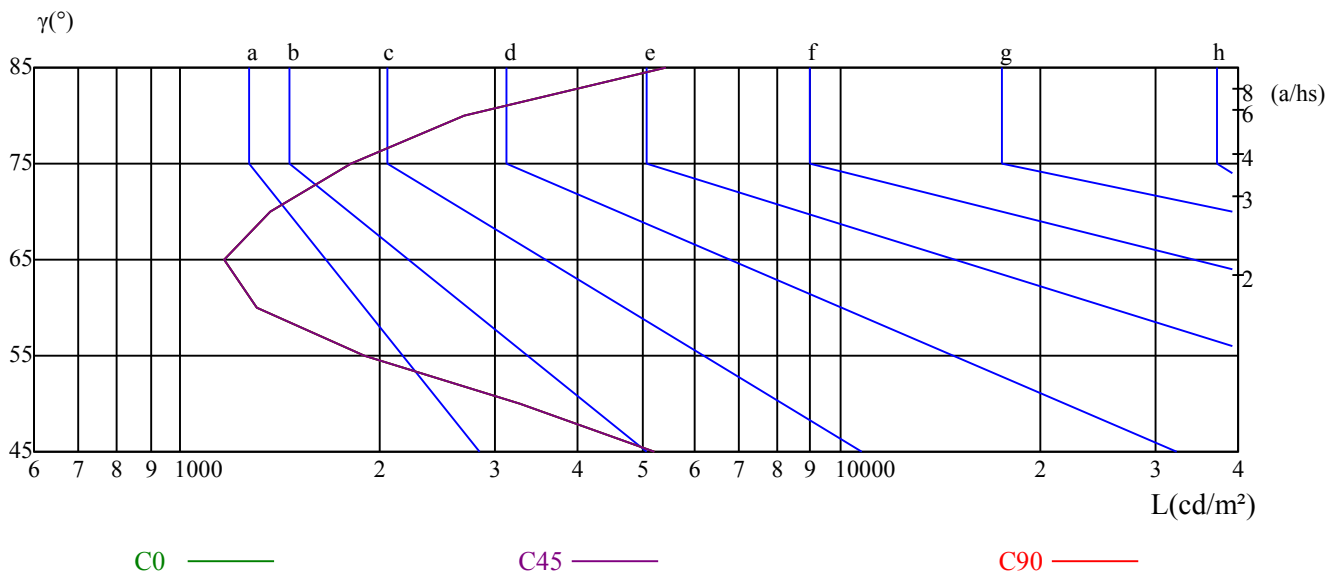
γ	45	50	55	60	65	70	75	80	85
C0	5237	3259	1904	1309	1162	1366	1811	2682	5446
C45	5237	3259	1904	1309	1162	1366	1811	2682	5446
C90	5237	3259	1904	1309	1162	1366	1811	2682	5446

L(Hor)(65)	L(Ver)(65)	L45(65)	L(Hor)(75)	L(Ver)(75)	L45(75)	L(Hor)(85)	L(Ver)(85)	L45(85)
1162	1162	1162	1811	1811	1811	5446	5446	5446

Glare Table

Glare	Quality	Service Values Illuminance(lx)							
1.15	A	2000	1000	500	≤ 300				
1.5	B		2000	1000	500	≤ 300			
1.85	C			2000	1000	500	≤ 300		
2.2	D				2000	1000	500	≤ 300	
2.55	E					2000	1000	500	≤ 300
		a	b	c	d	e	f	g	h

Luminance Limiting Curve



Equipment: equipamento lumini
Temperature($^{\circ}$ C): 26.3

Date: 12/02/2025
Humidity(%): 57.0%

Operator: 01
Distance(m): 6.90